

# Quick Reference Guide PsycINFO® on CSA ILLUMINA®

**PsycINFO** is an electronic bibliographic database that provides abstracts and citations for the scholarly literature in the field of behavioral sciences and mental health. It contains more than 2.2 million references of peer-reviewed literature from early 1800s–present.

**PsycINFO • American Psychological Association**  
psycinfo@apa.org • <http://www.apa.org/psycinfo>

**CSA**  
<http://www.csa.com>

## About this Guide

Access CSA Illumina through your library's webpage. If you need assistance, contact your librarian.

This quick reference guide will demonstrate how to search PsycINFO on CSA Illumina's platform in **Advanced Search** mode. Select the **Advanced Search** tab to get started.




## Title Search

(Title of article, book, book chapter, or dissertation)

The **Title, TI=** field contains the title of the article. Enter a title in a Search Box and choose **Title, TI=** from the drop down menu.

For example, typing "amygdala" and selecting title will bring back results with "amygdala" in the titles. If you know the complete title, you can type that into the Search Box (such as *The role of the amygdala in human fear*).

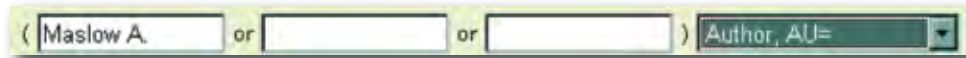


## Author Search

Enter author's name using last name, space, first initial or first name in the Search Box and choose **Author, AU=** from the drop down menu.

Do not attempt to search for suffixes such as "Sr." or "III" or titles such as "Dr."

For example, "Maslow A"



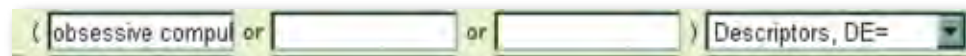
( Maslow A. or or ) Author, AU=

## Index Term (Descriptor) Search

Index Terms are taken from the *Thesaurus of Psychological Index Terms*. This forms a controlled vocabulary for the database.

Select **Descriptors, DE=** from the drop down menu and enter your search terms in the Search Box.

For example, "Obsessive Compulsive Disorder"

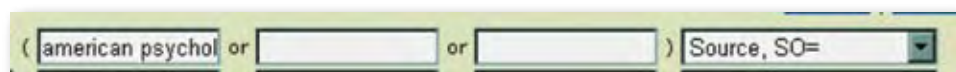


( obsessive compuls or or ) Descriptors, DE=

## Source Search

Type in the source information you are looking for and select **Source, SO=** from the drop down menu. This will search bibliographic citation information, including article title, book title, journal name, or book publisher.

For example, "American Psychologist"



( american psychol or or ) Source, SO=

## Definitions of Selected Fields

**Anywhere:** all fields in the record including cited references

**Keywords, KW:** natural language terms describing document's content

**Abstract, AB:** brief summary of the article

**Affiliation, AF:** institutional affiliation of authors

**Publisher, PB:** organization/company that publishes the journal or book

**Test & Measures, TM:** indicates if a test is used in the methodology of a study or featured as the subject of discussion

**Classification, CL:** Classification Code numbers  
(available at <http://www.apa.org/psycinfo/about/classcodes.html>)

## How to Limit Your Search

Below are examples of options that are available to help you focus your search — this is not the complete list. If you scroll down the advance search screen you will find these limiters.

**Date Range:** limit your search to a specific set of years.

**Publication Type:** limit your search to specific publication or document types, such as peer reviewed journal, authored book, encyclopedia, bibliography, editorial, review, etc.

**Population:** limit your search to the group of participants in a research study (human, animal, female, male, etc.).

**Age:** limit your search to the age of participants in a research study (this applies to humans).

**Methodology:** limit your search to the methodology used in a research study, such as clinical case study, literature review, meta analysis, etc.

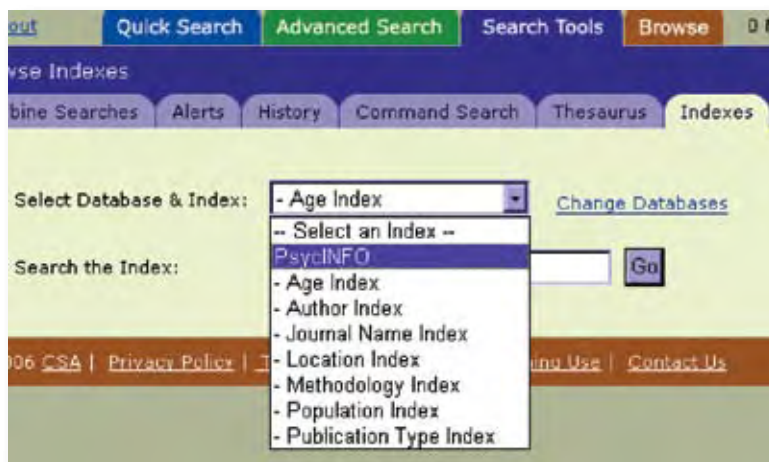
**Supplemental Data:** limit your search to research which contains appended materials, such as 3-D Modeling Images, Data Sets, Tables and Figures, etc.

## Indexes

Click on the **Search Tools** tab and then the **Indexes** tab to access the indexes.

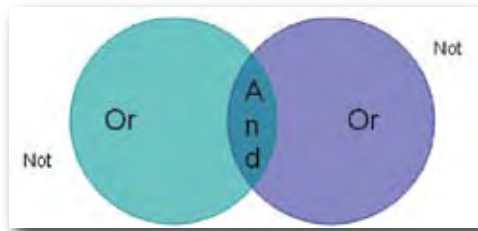
A browsable index is an alphabetical listing of terms used in a specific field of a database. You can browse this list to see, for example, various spellings of author names, what types of publications are covered by a particular database, or the names of journals indexed in a certain database. After finding appropriate terms, you can then submit a search for those terms.

Use the drop-down box to specify which PsycINFO index to browse—Age, Author, Journal Name, Location, Methodology, Population, or Publication Type.



## Search Basics

**Boolean Operators** (And, Or, Not) combine search terms to narrow or broaden results.



**Wildcard (?):** The “?” replaces one character, for example ne?t finds neat, nest or next, but will not find net.

**Truncation (\*):** The “\*” replaces any number of characters and will find all forms of a word root, for example, **therap\*** finds *therapy, therapies, therapist, therapists, therapeutic, therapeutically*.

## Save, Print, Email

While in the record view, click **Save, Print, Email**.

This will give you the option to choose the format (Short, Full, No References, or Custom) before you **Save, Print, or Email** the record.



While on the results list, check the box at the top left of the desired record or use the **Mark** link in the upper left hand corner of the results page to select all the records on a page.

Click **Save, Print, Email** to save, print, or email up to 500 records (or as many as you'd like in batches of 500). Just **Mark** any record you will need.



To email, enter the email address you would like to send your records to.

To save, save the file in the appropriate format.

To print, click on **Print Preview**. This will open the results in a new window; select **Print** from your browser.

## RefWorks

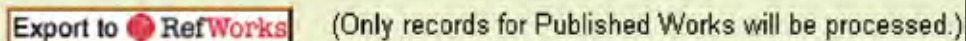
While in **Save, Print, Email** you will also have the option to **Export to RefWorks**.

To export records to RefWorks:

Check the box at the top left of the desired record or use the **Mark** link in the upper left hand corner of the results page to select all the records on a page.

Click **Save, Print, Email**.

Click **Export to RefWorks**.



Export to RefWorks (Only records for Published Works will be processed.)

## QuikBib

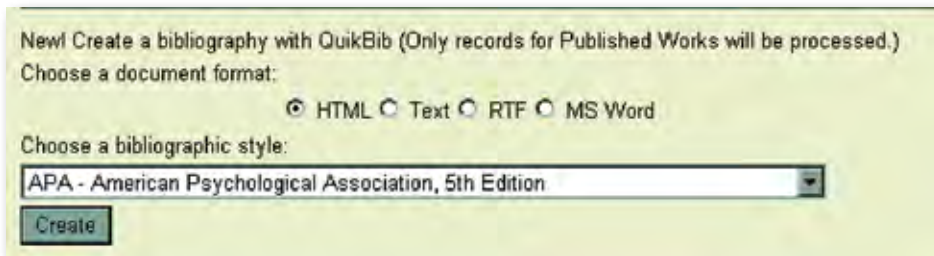
From the **Save, Print, Email** feature you may also generate a bibliography of the marked records using **QuikBib**:

Click **Save, Print, Email**.

Select the document format.

Select a bibliographic style, such as APA 5<sup>th</sup> Edition.

Click on the create button to format the bibliography.



New! Create a bibliography with QuikBib (Only records for Published Works will be processed.)  
Choose a document format:  
 HTML  Text  RTF  MS Word  
Choose a bibliographic style:  
APA - American Psychological Association, 5th Edition  
Create



AMERICAN  
PSYCHOLOGICAL  
ASSOCIATION

### PsycINFO

American Psychological Association  
750 First Street, NE  
Washington, DC 20002-4242  
800-374-2722 • 202-336-5650

psycinfo@apa.org  
<http://www.apa.org/psycinfo>

### CSA

7200 Wisconsin Avenue, Suite 601  
Bethesda, Maryland 20814 USA  
800-843-7751

<http://www.csa.com>