

## QUICK REFERENCE GUIDE

PsycINFO



► **PsycINFO** is an electronic bibliographic database that provides abstracts and citations to the scholarly literature in the field of behavioral sciences and mental health. It contains more than 3 million references of peer-reviewed literature from the early 1800s to the present.



### About this Guide

Access ProQuest through your library's webpage. If you need assistance, contact your librarian.

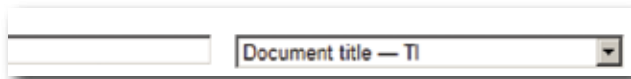
This quick reference guide will demonstrate how to search PsycINFO on ProQuest's platform in **Advanced Search** mode. Select the **Advanced** link to get started.



### Title Search (Title of article, book, book chapter, or dissertation)

The **Document title** — **TI** field contains the title of the article. Enter a title in the search box and choose **Document title** — **TI** from the drop down menu.

For example, typing "amygdala" and selecting title will bring back results with "amygdala" in the titles. If you know the complete title, you can type that into the Search Box (such as *The role of the amygdala in human fear*).



### Author Search

Enter the author's last name, followed by the first initial or first name in the search box.

Select **Author** — **AU** from the drop down menu.

For example, "Maslow A"



### Index Term (Descriptor) Search

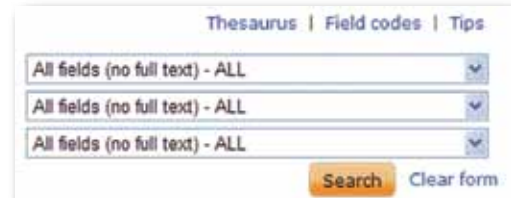
Descriptors are also called Subject Headings. They are taken from the *Thesaurus of Psychological Index Terms*. This forms a controlled vocabulary for the database.

Select **Subject heading (all)** — **SU** from the drop down menu and enter your search terms in the Search Box.

For example, "Obsessive Compulsive Disorder"



You can also search the *Thesaurus of Psychological Index Terms*. Click on Thesaurus above the search box.



### Source Search (Journal title, book title)

Type in the source information you are looking for and select **Publication title** — **PUB** from the drop-down menu. This will search bibliographic citation information including, book title, and journal name.

For example, "American Psychologist"



### Definitions of Selected Fields

**All fields (no full text)** — **ALL**: all fields in record. Does not include references in PsycINFO or cited references.

**Identifiers (Keywords)** — **IF**: includes all words from the Title, Abstract, Descriptors and Identifiers field.

**Abstract** — **AB**: brief summary of the article.

**Author affiliation** — **AF**: institutional affiliation of authors.

**Publisher** — **PB**: organization/company that publishes the journal or book.

**Tests and measures** — **TM**: indicates which test is used in the methodology of a study.

**Classifications** — **CC**: Classification Code numbers (available at <http://www.apa.org/databases/training/classcodes.html>).

### Important Note

The ProQuest interface allows you to simultaneously search multiple database resources. If databases other than PsycINFO, PsycARTICLES, PsycBOOKS, or PsycCRITIQUES are included in the search, the fields described above will differ and the search limits may not be available.



Additional database information and training resources from APA available at [www.apa.org/librarians](http://www.apa.org/librarians)

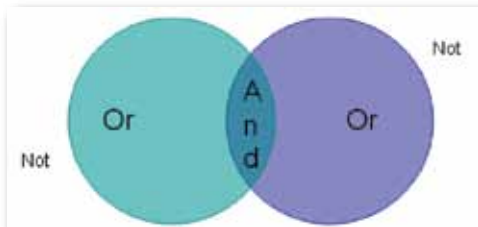
## Look Up Citation

The Look Up Citation feature provides quick access when you are looking for a specific work.

The links for “Look up authors” and “Look up publications” provide access to browsable lists of authors and publications that allow you to find a specific journal title or author name. After finding the appropriate terms, you can then submit a search for those terms.

## Advanced Search Tips

**Boolean Operators (And, Or, Not)** combine search terms to narrow or broaden results.



**Wildcard (?):** The “?” replaces one character, for example **ne?t** finds *neat*, *nest* or *next*, but will not find *net*.

**Truncation (\*):** The “\*” replaces any number of characters and will find all forms of a word root, for example, **therap\*** finds *therapy*, *therapies*, *therapist*, *therapists*, *therapeutic*, *therapeutically*.

## My Research

The My Research feature allows you to save records that you have found in your search, create bibliographies, save search histories, and request search alerts. You can use My Research as a temporary storage area during your current session, or you can create your own My Research account for use anytime you work in ProQuest—across all of your sessions.

To set up a free account, click on the My Research link in the top right hand corner.



## How to Limit Your Search

Below are examples of options that are available to help you focus your search — this is not the complete list. If you scroll down the Advanced Search screen you will find limiters that include —

**Age Group:** limit your search to the age of participants in a research study (this applies to humans).

**Date range:** limit your search to a specific set of years, months, or days.

**Methodology:** limit your search to the methodology used in a research study, such as clinical case study, literature review, meta analysis, etc.

**Population:** limit your search to the group of participants in a research study (human, animal, female, male, etc.).

**Record type:** limit your search to specific publication or document types, such as peer reviewed journal, authored book, encyclopedia, bibliography, editorial, review, etc.

**Supplemental data:** limit your search to research that contains appended materials, such as 3-D Modeling Images, Data Sets, Tables and Figures, etc.

## Save, Print, Email Records

Results records can be saved to your My Research account, emailed, printed and saved as another file. After selecting records, click on the appropriate action in the record toolbar.



## Exporting to Bibliographic Managers

Selected records can also be exported to bibliographic management tools such as EndNote, RefWorks, ProCite, or Reference Manager.

After selecting records, click on Export. Menus follow with instructions for exporting records to various bibliographic management tools.

## Cite

You may also generate a bibliography of selected records using the Cite feature.

After selecting records, click on Cite. A pop-up menu will appear with the records arranged as a bibliography that you can copy and paste into another document.



ProQuest

789 E. Eisenhower Parkway  
 P.O. Box 1346  
 Ann Arbor, MI 48106-1346  
 Phone: (734) 761-4700  
<http://www.proquest.com>

NOVEMBER 2011



American Psychological Association  
 750 First Street, NE  
 Washington, DC 20002-4242

AMERICAN  
 PSYCHOLOGICAL  
 ASSOCIATION

(800) 374-2772 | (202) 336-3550  
[psycinfo@apa.org](mailto:psycinfo@apa.org) | [www.apa.org/psycinfo](http://www.apa.org/psycinfo)